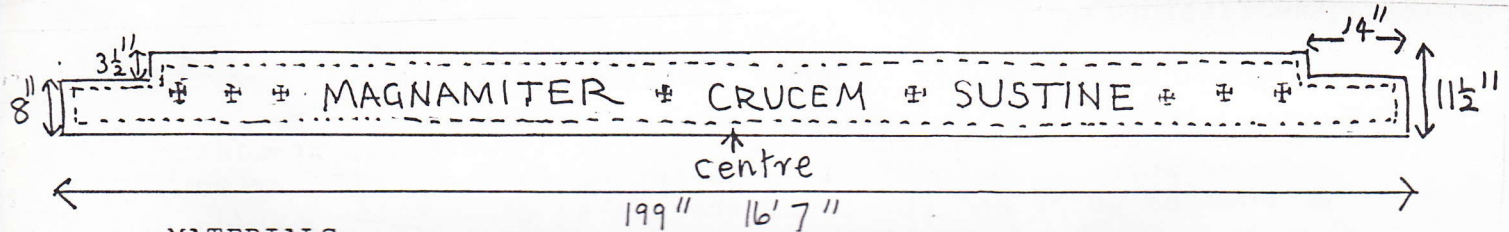


OUR LADY OF PERPETUAL SUCCOUR GILLINGHAM

DESIGN FOR COMMUNION RAIL KNEELER

DIMENSIONS

199" wide and 11½" wide - shaped at ends, see diagram below.



MATERIALS

Antique single mesh canvas 14 holes to the inch 27" wide.

This is the narrowest available; the excess in the width will be folded under to give added strength to the kneeler. Canvas is available only in 5 metre rolls and it will be necessary to work two extra pieces separately, one for each end. These will be attached to the long piece invisibly. Working the ends separately has the advantage that before joining the separate pieces, the whole kneeler can be placed near the altar rail and the length checked before the joins are made. It is always a problem calculating how much stretch or shrinkage there will be while embroidering such a long piece of work.

Canvas ordered:- one 5 metre roll plus one metre (the short piece to be cut in half and used to make the two ends.
(£7.50 per metre.)

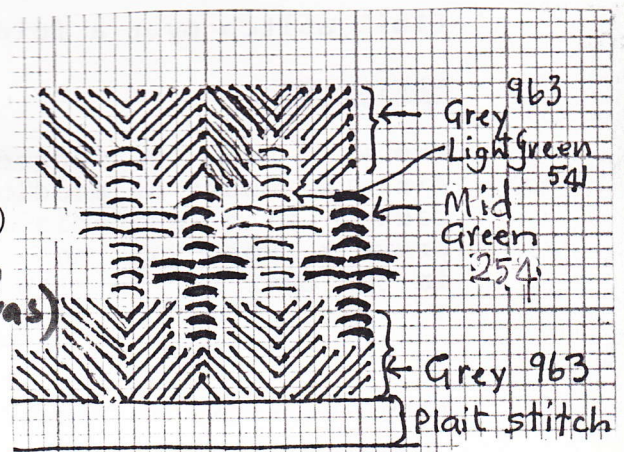
Appleton's Embroidery Wool approx 50 hanks at £1 per hank all crewel wool except for the wool used to make the edging plait for which tapestry wool is more suitable.

Colours: as those used for the hassocks i.e. Old English Green in four shades Nos. 541, 547, 545, and 254; Heraldic Gold in two shades 841 and 844; and Grey 963. Surplus from the hassocks will be used for all except the main colour (mid-green 545).

DESIGN AND STITCHES

Border Design

This consists of crosses in straight stitch in two shades of green interlocking with a grey border in diagonal stitch - see diagram. (20 threads wide)
Any uncovered threads are then worked tent stitch in dark green. (see sample worked on an oddment of white canvas)
A sample has been worked to show the effect and to demonstrate how the



Background tent stitch in dark green (547) filled in after the crosses have been worked

corners on the ends are turned.

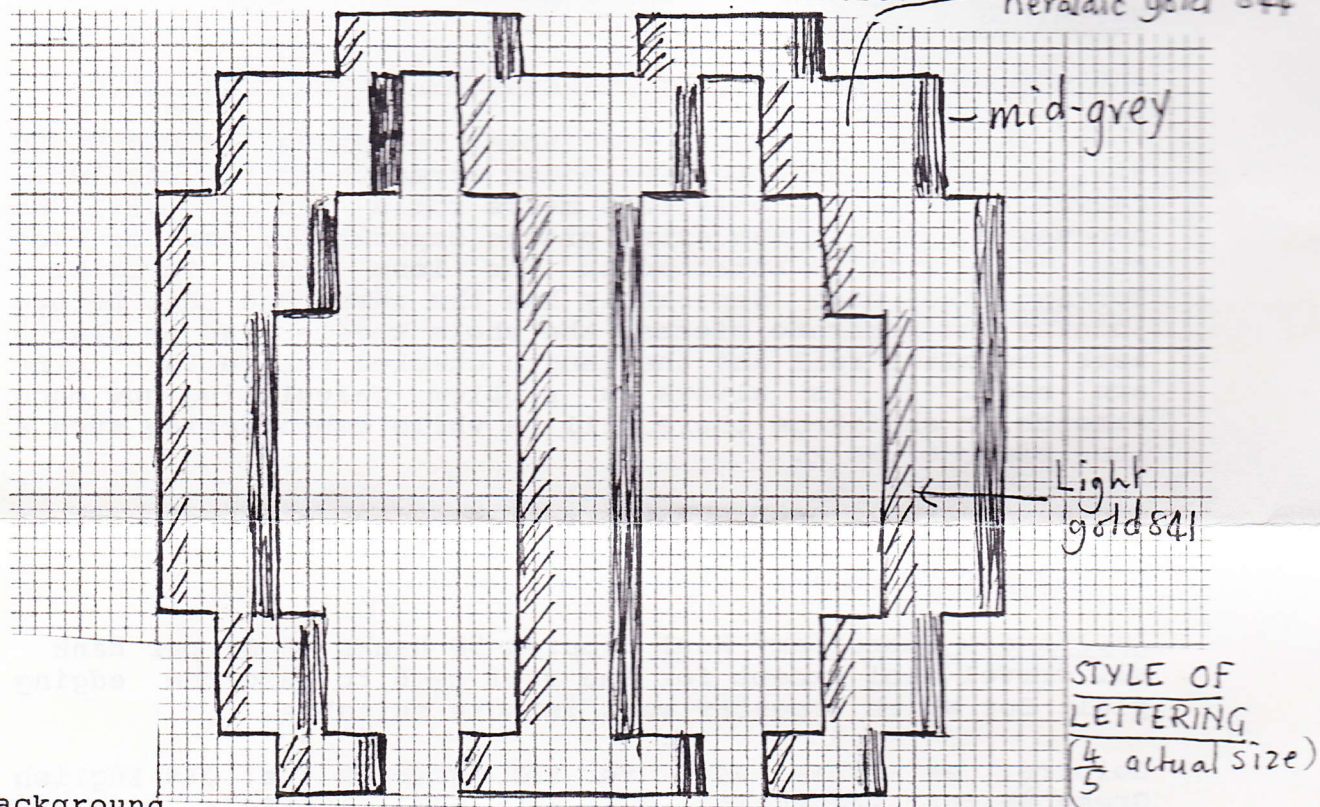
Lettering

The style of lettering is as shown on the sample letter.

Inscription:

MAGNAMITER CRUCEM SUSTINE (Bear The Cross With A Great Heart)

Each letter 65 threads high (approx 5") with approx. 14" between words (205 threads). The lettering has been charted on squared paper and should be started at centre.



Background

Tent stitch in mid-green (545)

Edging

Plait stitch over a folded edge, three threads wide.

MAKING UP

The work will be blocked and straightened if necessary and a minimum amount of padding added. The kneeler will then be backed with suitable green fabric and Velcro - as used to prevent rugs 'walking' - will be attached at the corners and in the centre. Details of sponsors, date, embroiderers and a translation of the inscription will be placed on the back of the kneeler.

Margaret Knox, St Benet's Embroidery Group, Beccles 1994

